

1-293003-5 ✓ ACTIVE

[RAST | RAST 5 IDC Connectors](#)

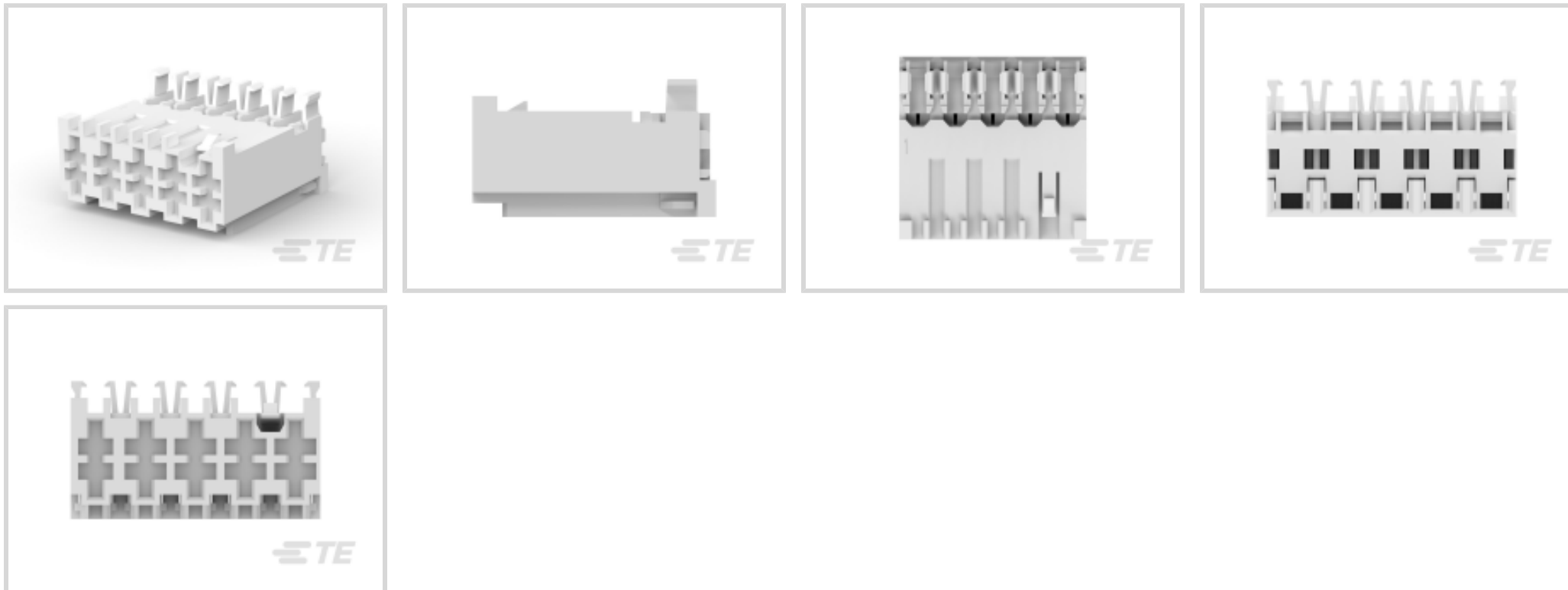
TE Internal #: 1-293003-5

Standard Rectangular Connectors, Connector Assembly,
Receptacle, Mating Alignment, Polarization Mating Alignment
Type, RAST 5 IDC Connectors

[View on TE.com >](#)



Connectors > Rectangular Connectors > Standard Rectangular Connectors



Connector Product Type: **Connector Assembly**

Connector & Housing Type: **Receptacle**

Mating Alignment: **With**

Mating Alignment Type: **Polarization**

Mating Retention: **With**

Features

Product Type Features

Product Style	Assembly
Shape	Rectangular
Wire/Cable Type	Stranded
Connector Type	Connector Assembly
Housing Type	Receptacle
Connector Product Type	Connector Assembly
Connector & Housing Type	Receptacle
Connector System	Wire-to-Board
Sealable	No
Connector & Contact Terminates To	Wire & Cable

Configuration Features

Number of Cavities	5
Number of Positions	5
Number of Rows	1



Panel Gasket	Without
--------------	---------

Electrical Characteristics

Operating Voltage	380 VAC
-------------------	---------

Contact Features

Contact Layout	Inline
----------------	--------

Contact Type	Female
--------------	--------

Contact Transmits (Typical)	Power
-----------------------------	-------

Wire Contact Termination Area Plating Material	Tin
--	-----

Contact Mating Area Plating Material	Tin
--------------------------------------	-----

Contact Retention Within Housing	With
----------------------------------	------

Contact Current Rating (Max)	16 A
------------------------------	------

Termination Features

Termination Method to Wire & Cable	Insulation Displacement (IDC)
------------------------------------	-------------------------------

Mechanical Attachment

Panel Mount	No
-------------	----

Panel Mount Feature	Without
---------------------	---------

Mating Alignment	With
------------------	------

Mating Alignment Type	Polarization
-----------------------	--------------

Mating Retention	With
------------------	------

Mating Retention Type	Locking Latch
-----------------------	---------------

Connector Mounting Type	Cable Mount (Free-Hanging)
-------------------------	----------------------------

Housing Features

Housing Color	Black
---------------	-------

Housing Material	PA 6.6
------------------	--------

Centerline (Pitch)	5 mm [.197 in]
--------------------	----------------

Dimensions

Width	14 mm [.55 in]
-------	----------------

Height	24.5 mm [.964 in]
--------	-------------------

Length	24.9 mm [.98 in]
--------	------------------

Wire Size	.5 – 1.5 mm ²
-----------	--------------------------

Usage Conditions

Operating Temperature Range	-25 – 105 °C [-13 – 221 °F]
-----------------------------	-----------------------------



Operation/Application

Shielded	No
Circuit Application	Power

Industry Standards

Agency/Standard	UL, VDE
UL Rating	Recognized
VDE Tested	Yes
UL File Number	E28476
UL Flammability Rating	UL 94V-2

Packaging Features

Packaging Method	Box & Tray, Tray
------------------	------------------

Product Compliance

[For compliance documentation, visit the product page on TE.com>](#)

EU RoHS Directive 2011/65/EU	Compliant
EU ELV Directive 2000/53/EC	Compliant
China RoHS 2 Directive MIIT Order No 32, 2016	No Restricted Materials Above Threshold
EU REACH Regulation (EC) No. 1907/2006	Current ECHA Candidate List: JUNE 2022 (224) Candidate List Declared Against: JAN 2021 (211) Does not contain REACH SVHC
Halogen Content	Not Low Halogen - contains Br or Cl > 900 ppm.
Solder Process Capability	Not applicable for solder process capability

Product Compliance Disclaimer

This information is provided based on reasonable inquiry of our suppliers and represents our current actual knowledge based on the information they provided. This information is subject to change. The part numbers that TE has identified as EU RoHS compliant have a maximum concentration of 0.1% by weight in homogenous materials for lead, hexavalent chromium, mercury, PBB, PBDE, DBP, BBP, DEHP, DIBP, and 0.01% for cadmium, or qualify for an exemption to these limits as defined in the Annexes of Directive 2011/65/EU (RoHS2). Finished electrical and electronic equipment products will be CE marked as required by Directive 2011/65/EU. Components may not be CE marked. Additionally, the part numbers that TE has identified as EU ELV compliant have a maximum concentration of 0.1% by weight in homogenous materials for lead, hexavalent chromium, and mercury, and 0.01% for cadmium, or qualify for an exemption to these limits as defined in the Annexes of Directive 2000/53/EC (ELV). Regarding the REACH Regulation, the information TE provides on SVHC in articles for this part number is based on the latest European Chemicals Agency (ECHA) 'Guidance on requirements for substances in articles' posted at this URL: <https://echa.europa.eu/guidance-documents/guidance-on-reach>

Compatible Parts



TE Part # 1-282004-2
AMP MONO-SHAPE TAB CONN 4P. G



TE Part # 293143-1
AMP MONO-SHAPE TAB CONN 7P. LIF UP 10A



TE Part # 1-282002-6
MONO-SHAPE MK I TAB CONN ASSY



TE Part # 1-282002-1
AMP MONO-SHAPE TAB CONN 2P.



TE Part # 1-282002-5
AMP MONO-SHAPE TAB CONN



TE Part # 1-282003-7
AMP MONO-SHAPE TAB CONN




TE Part # 1-282005-1
AMP MONO-SHAPE TAB CONN 5P. GL



TE Part # 1-284289-2
AMP MONO-SHAPE TAB CONN. 3POS.B



TE Part # 1-284396-1
AMP MONO-SHAPE 3 POS TAB CONN



TE Part # 1-284397-1
AMP MONO-SHAPE 7 POS TAB CONN



TE Part # 1-284545-1
AMP MONO-SHAPE CONN 5 P.TAB HS



TE Part # 1-284545-2
AMP MONO-SHAPE CONN 5 P.TAB HS




TE Part # 1-293004-7
MONO SHAPE TAB CONNECTOR 7 POSITION ASSY

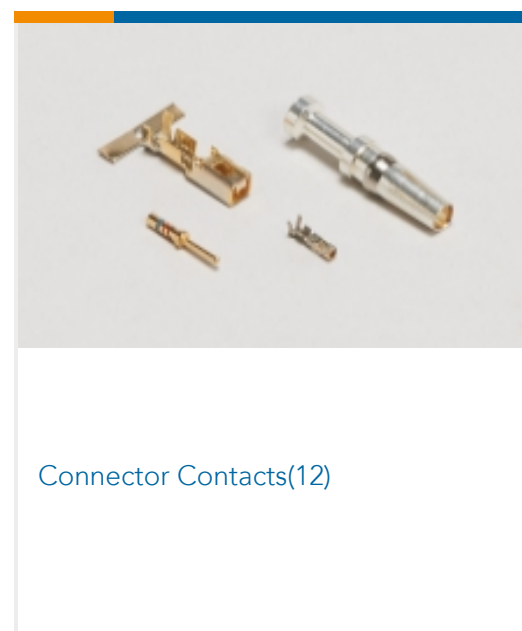


TE Part # 293141-2
AMP MONO-SHAPE TAB CONN 5P. LIF UP 7A

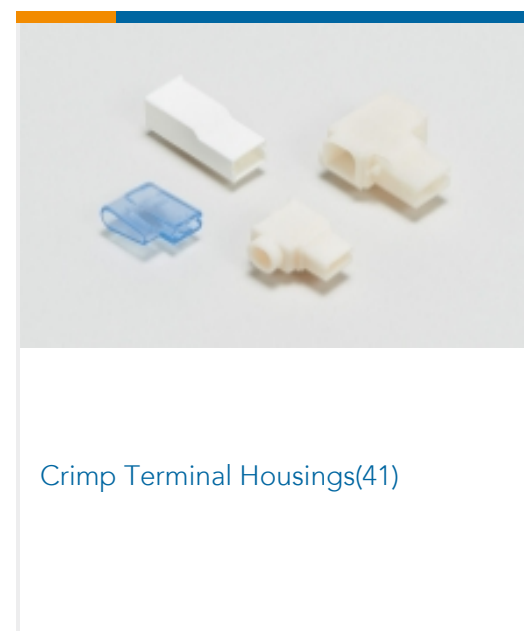
Also in the Series | RAST 5 IDC Connectors



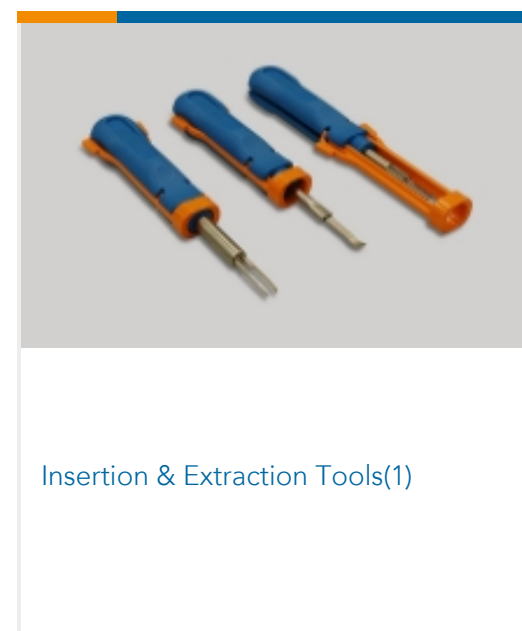
Automotive Terminals(8)



Connector Contacts(12)



Crimp Terminal Housings(41)




Insertion & Extraction Tools(1)




PCB Headers & Receptacles(424)



Rectangular Connector Housings(1)



Standard Edge Connectors(47)



Standard Rectangular Connectors(112)

Wire-to-Board Connector Assemblies
& Housings(213)

Wire-to-Board Connector Contacts(2)

Documents

Product Drawings

MONO SHAPE TAB CONNECTOR 5 POS

English

CAD Files

Customer View Model

[ENG_CVM_CVM_1-293003-5_Z.2d_dxf.zip](#)

English

3D PDF

3D

Customer View Model

[ENG_CVM_CVM_1-293003-5_Z.3d_igs.zip](#)

English

Customer View Model

[ENG_CVM_CVM_1-293003-5_Z.3d_stp.zip](#)

English

By downloading the CAD file I accept and agree to the [Terms and Conditions](#) of use.

Product Specifications

Application Specification

English